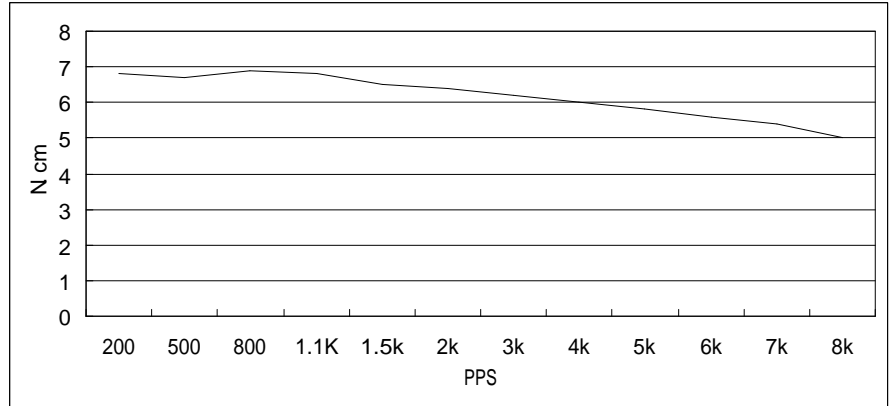


HIGH TORQUE HYBRID STEPPING MOTOR SPECIFICATIONS

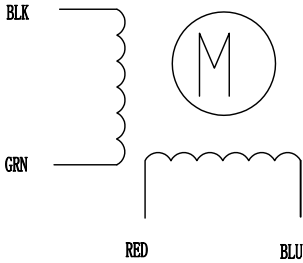
General specifications		Electrical specifications	
Step Angle (°)	1.8	Rated Voltage (V)	1.4
Temperature Rise (°C)	80 Max (rated current, 2 phase on)	Rated Current (A)	0.7
Ambient temperature (°C)	-20~+50	Resistance Per Phase ($\pm 10\%$)	2 (25°C)
Number of Phase	2	Inductance Per Phase ($\pm 20\%$)	2.9
Insulation Resistance	100M Ω Min (500VDC)	Holding Torque (Kg. cm)	0.92
Insulation Class	Class B	Detent Torque (g. cm)	100
Max. radial force (N)	28 (20mm from the flange)	Rotor Inertia (g. cm ²)	14
Max. axial force (N)	10	Weight (Kg)	0.18

● Pull out torque curve:

VOLTAGE: 24VDC, CONSTANT CURRENT: 0.7A, HALF STEP

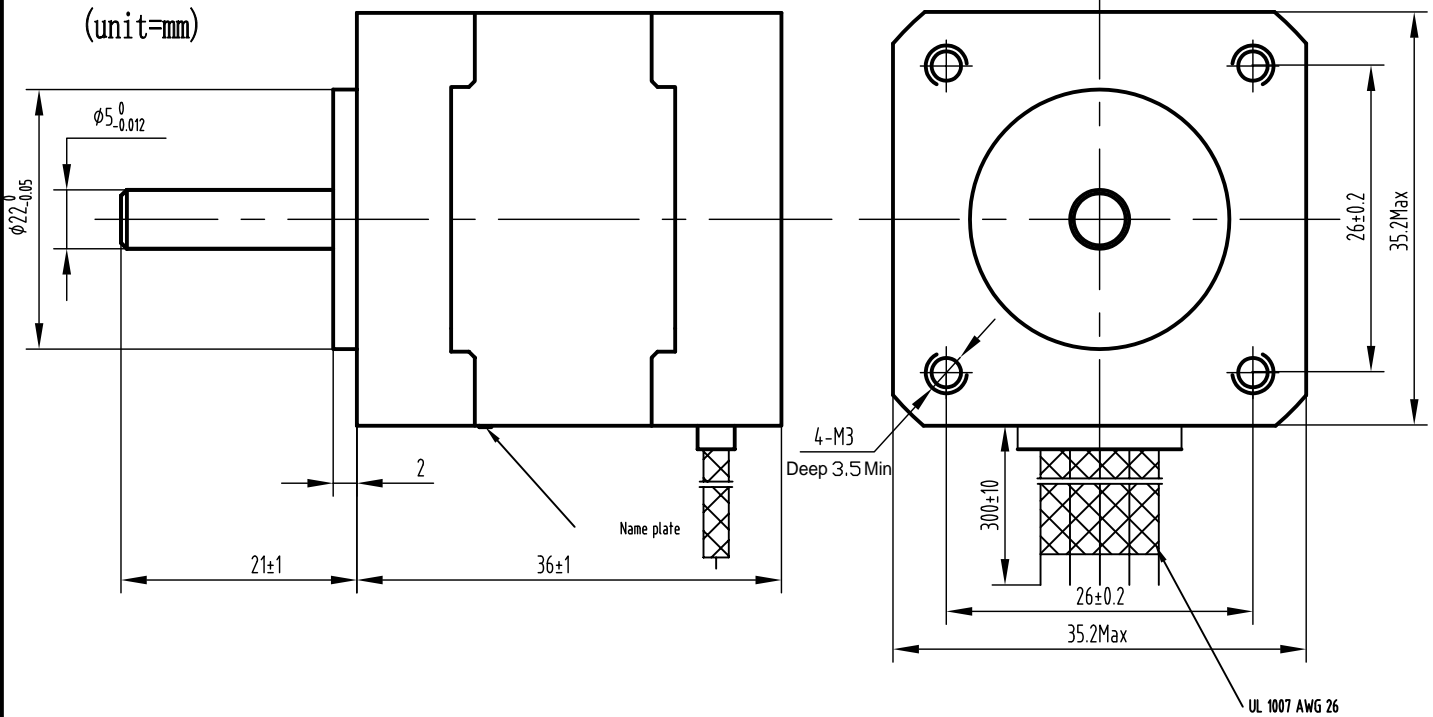


● Wiring Diagram:



● Dimensions:

(unit=mm)



⚠					SY35ST36-0704A	TECHNICAL CONDITIONS
REV	REVISIONS	DESCRIPTION	BY	DATE	CHANGZHOU SONGYANG MACHINERY & ELECTRONICS NEW TECHNIC INSTITUTE	
DRAW						
CHECK						
APPROVE						