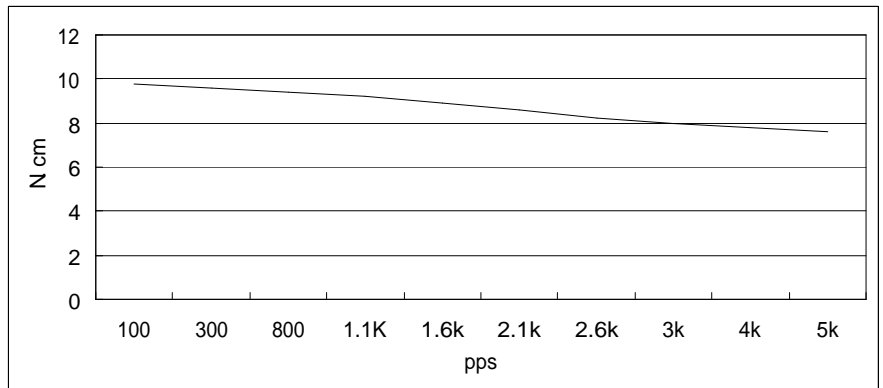


# HIGH TORQUE HYBRID STEPPING MOTOR SPECIFICATIONS

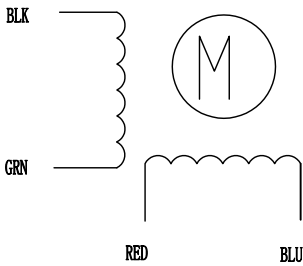
General specifications		Electrical specifications	
Step Angle (°)	1.8	Rated Voltage (V)	2.7
Temperature Rise (°C)	80 Max (rated current, 2 phase on)	Rated Current (A)	1.0
Ambient temperature (°C)	-20~+50	Resistance Per Phase ( $\pm 10\%$ )	2.7 (25°C)
Number of Phase	2	Inductance Per Phase ( $\pm 20\%$ )	4.3
Insulation Resistance	100M $\Omega$ Min (500VDC)	Holding Torque (Kg. cm)	1.4
Insulation Class	Class B	Detent Torque (g. cm)	100
Max. radial force (N)	28 (20mm from the flange)	Rotor Inertia (g. cm <sup>2</sup> )	14
Max. axial force (N)	10	Weight (Kg)	0.18

● Pull out torque curve:

VOLTAGE: 24VDC, CONSTANT CURRENT: 1.0A, HALF STEP

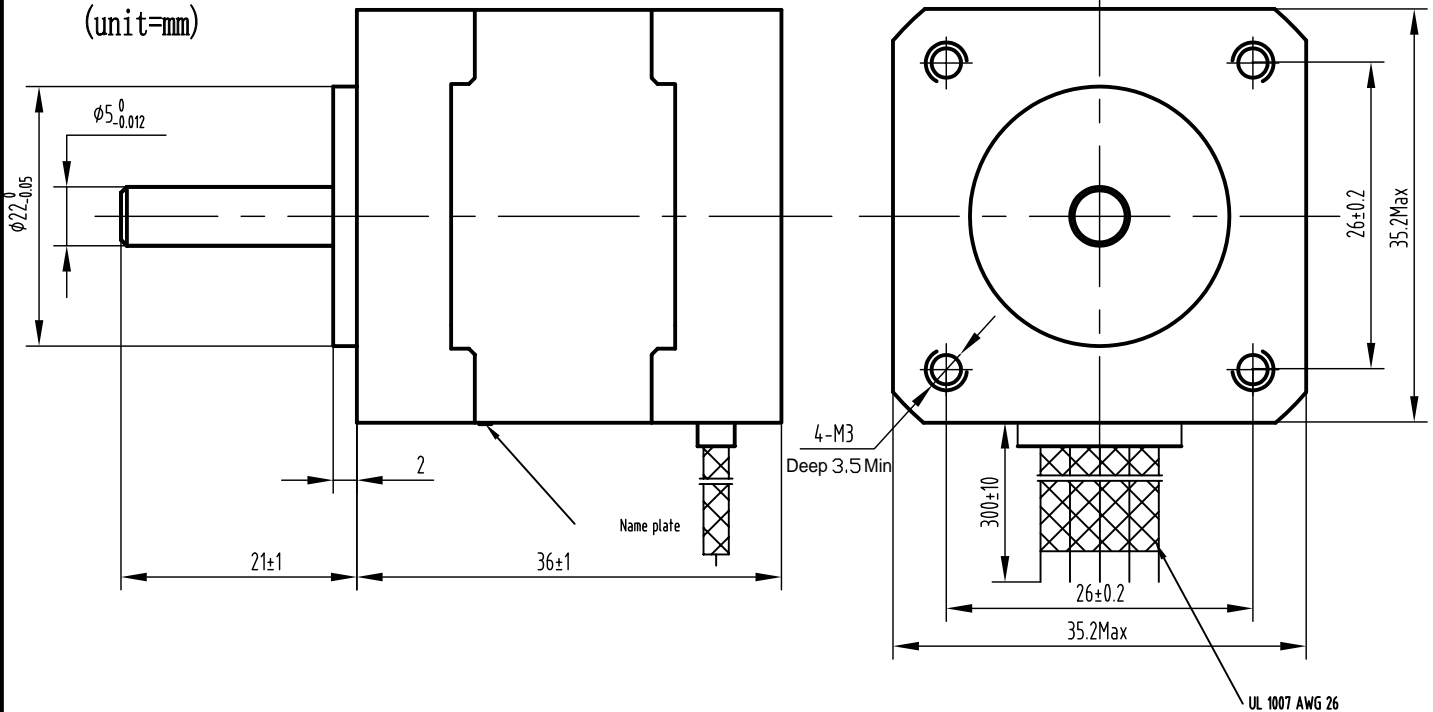


● Wiring Diagram:



● Dimensions:

(unit=mm)



⚠					<b>SY35ST36-1004A</b>	TECHNICAL CONDITIONS
REV	REVISIONS	DESCRIPTION	BY	DATE	CHANGZHOU SONGYANG MACHINERY & ELECTRONICS NEW TECHNIC INSTITUTE	
DRAW						
CHECK						
APPROVE						